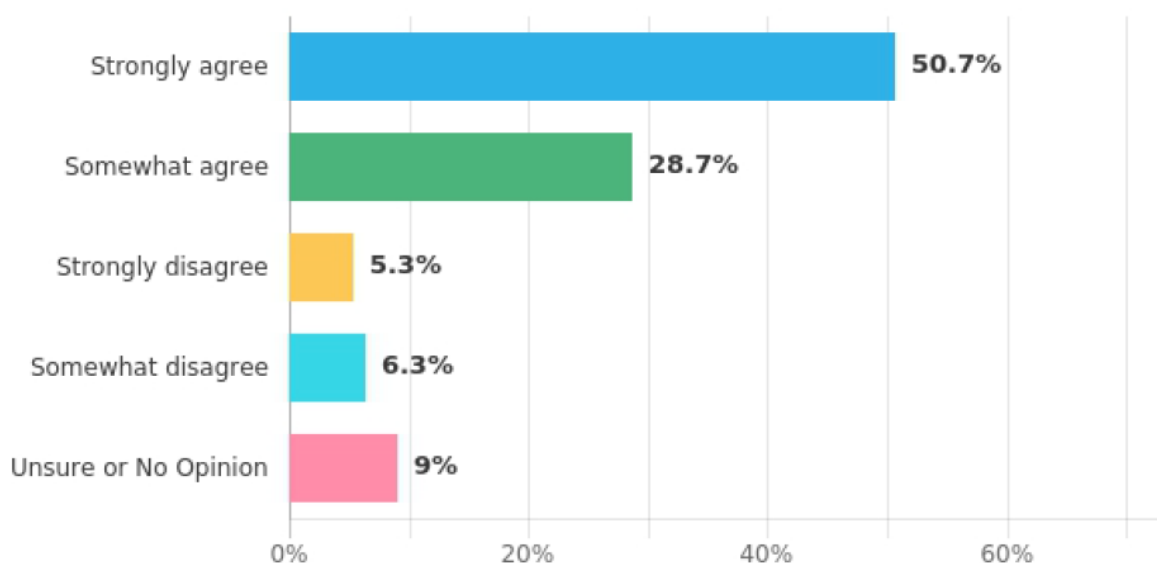



Beliefs Outside Workplace:

Do you believe that employees should generally be allowed to express spiritual or personal convictions outside of the workplace freely?

Georgia (sample size 600)



Legend



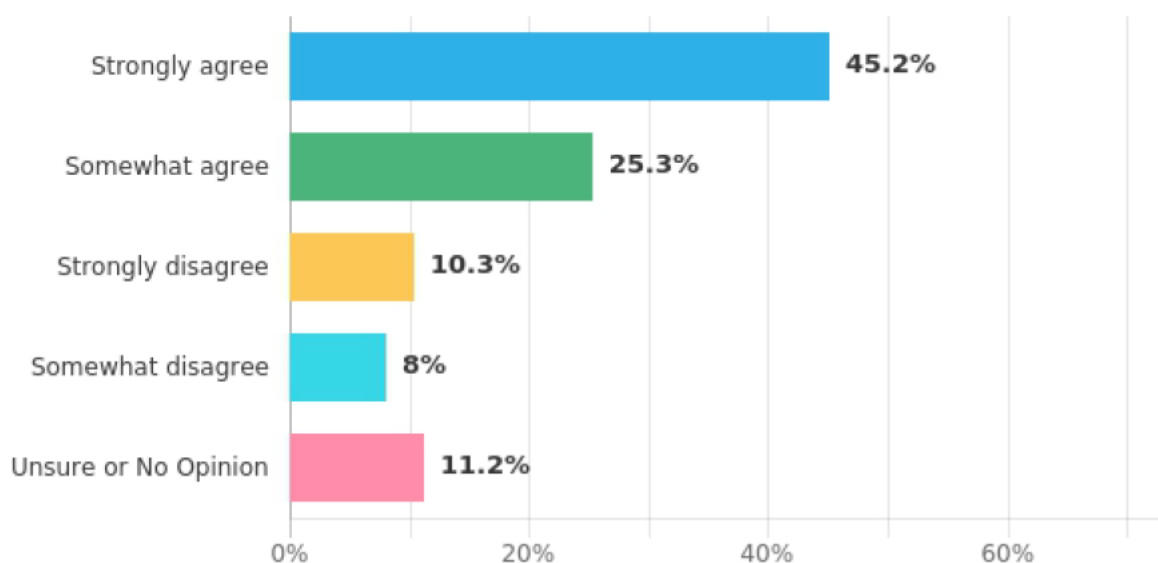
Value	Frequency	Percent
Strongly agree	304	50.7%
Somewhat agree	172	28.7%
Strongly disagree	32	5.3%
Somewhat disagree	38	6.3%
Unsure or No Opinion	54	9%
Total	600	100%

North Carolina (sample size 600)

Q12: Beliefs Outside Workplace

Do you believe that employees should generally be allowed to express spiritual or personal convictions outside of the workplace freely?

Sample Size: 600

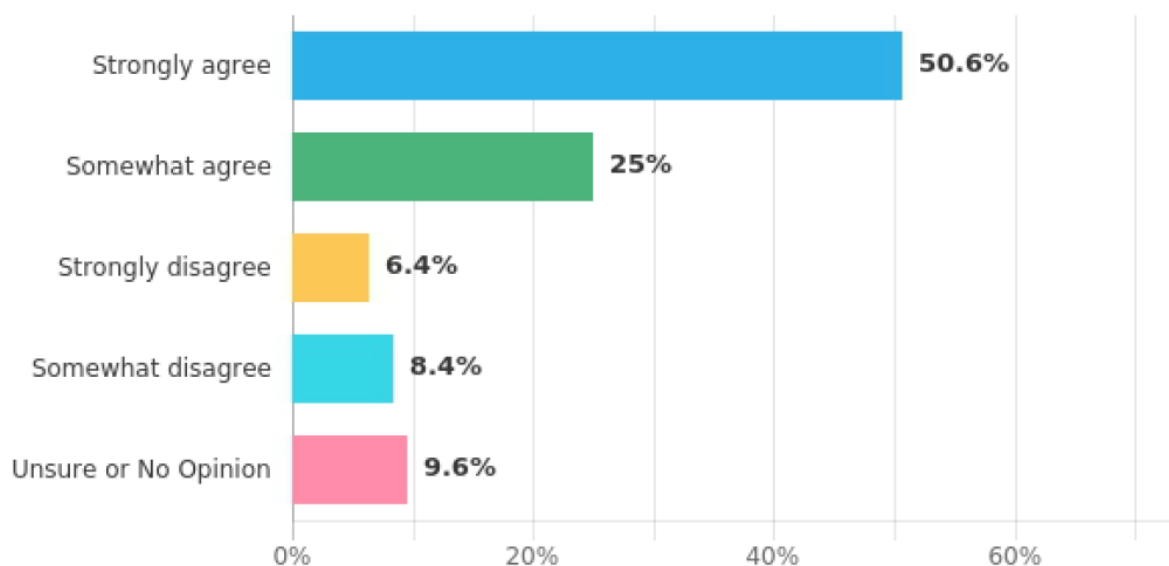


Legend



Value	Frequency	Percent
Strongly agree	271	45.2%
Somewhat agree	152	25.3%
Strongly disagree	62	10.3%
Somewhat disagree	48	8%
Unsure or No Opinion	67	11.2%
Total	600	100%

Virginia (sample size 500)



Legend



Value	Frequency	Percent
Strongly agree	253	50.6%
Somewhat agree	125	25%
Strongly disagree	32	6.4%
Somewhat disagree	42	8.4%
Unsure or No Opinion	48	9.6%
Total	500	100%