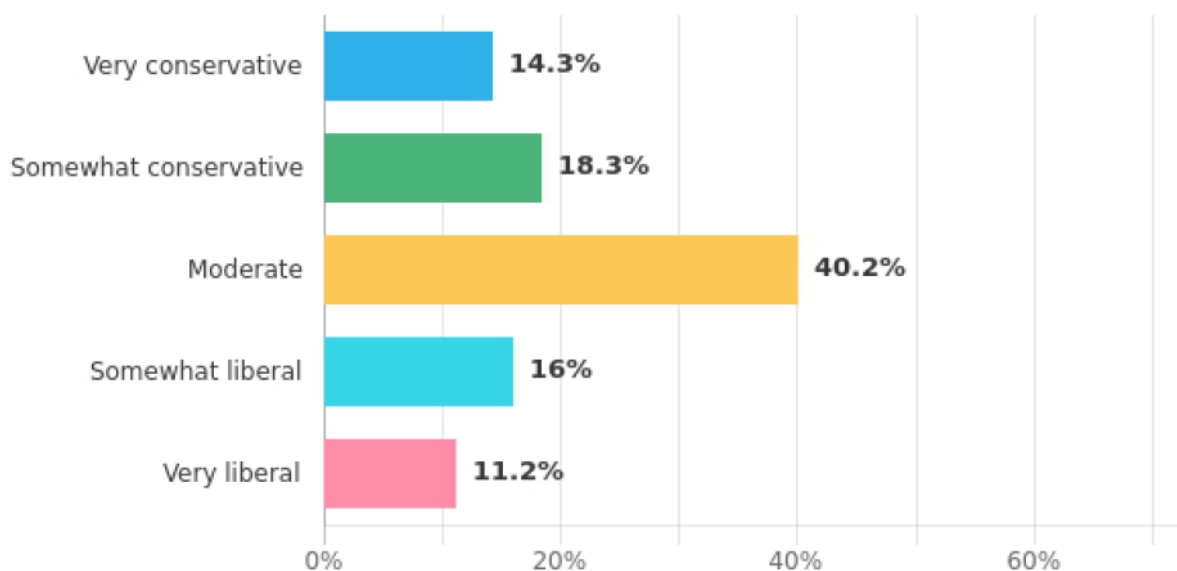


## Ideology:

What is your political ideology?

**Georgia** (sample size 600)

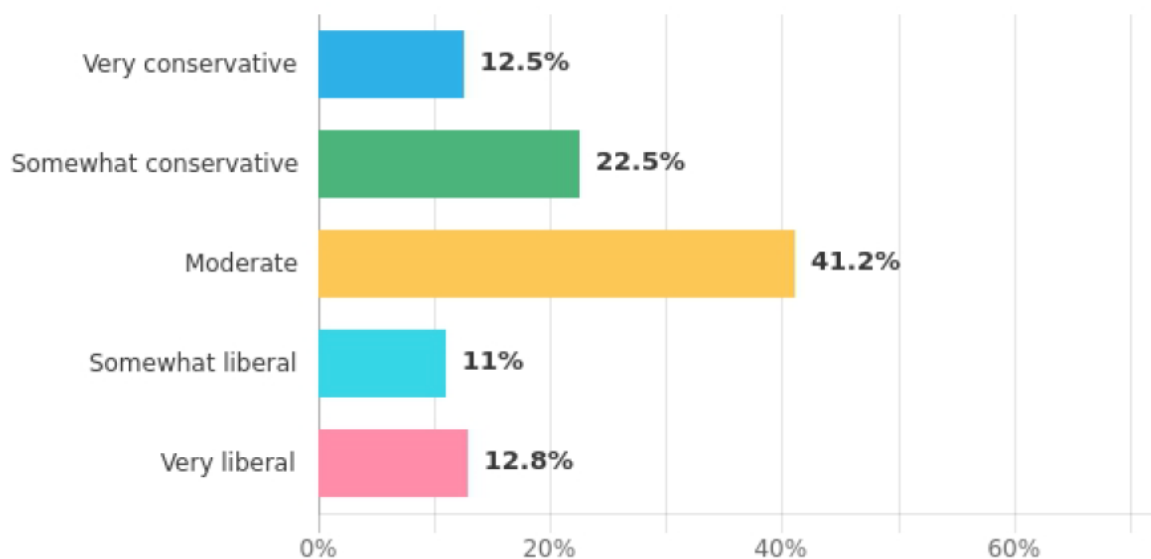


### Legend

<span style="color: #0070C0;">■</span> Very conservative	<span style="color: #4F81BD;">■</span> Somewhat conservative
<span style="color: #FFB300;">■</span> Moderate	<span style="color: #FF7F0E;">■</span> Somewhat liberal
<span style="color: #FF9999;">■</span> Very liberal	

Value	Frequency	Percent
Very conservative	86	14.3%
Somewhat conservative	110	18.3%
Moderate	241	40.2%
Somewhat liberal	96	16%
Very liberal	67	11.2%
<b>Total</b>	<b>600</b>	<b>100%</b>

## North Carolina (sample size 600)

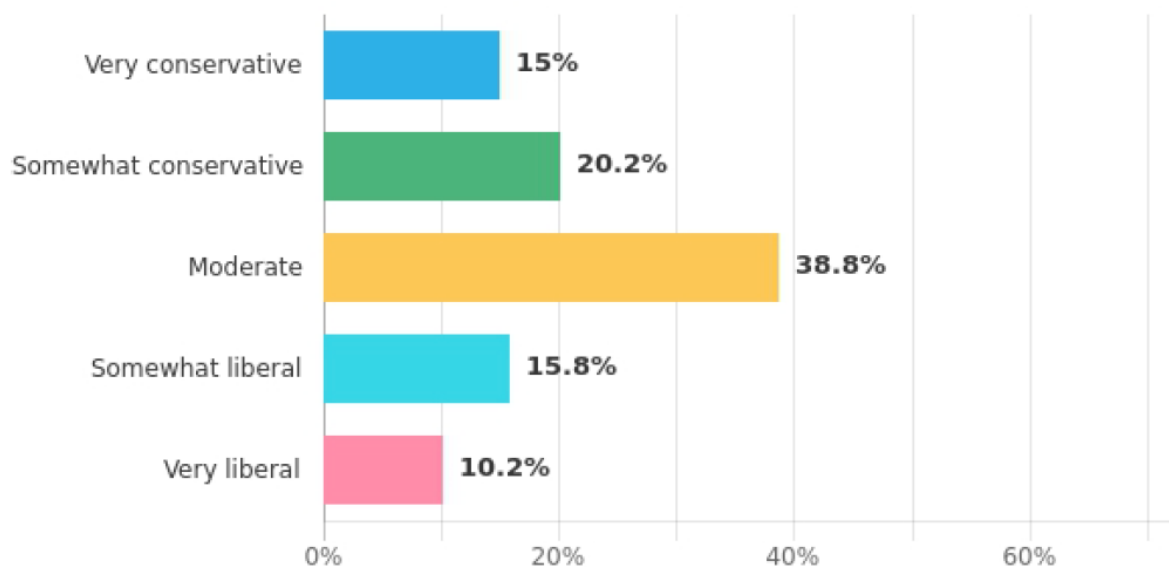


### Legend

<span style="color: #00AEEF;">■</span> Very conservative	<span style="color: #4CAF50;">■</span> Somewhat conservative
<span style="color: #FFB300;">■</span> Moderate	<span style="color: #00BCD4;">■</span> Somewhat liberal
<span style="color: #F06292;">■</span> Very liberal	

Value	Frequency	Percent
Very conservative	75	12.5%
Somewhat conservative	135	22.5%
Moderate	247	41.2%
Somewhat liberal	66	11%
Very liberal	77	12.8%
Total	600	100%

## Virginia (sample size 500)



### Legend



Value	Frequency	Percent
Very conservative	75	15%
Somewhat conservative	101	20.2%
Moderate	194	38.8%
Somewhat liberal	79	15.8%
Very liberal	51	10.2%
Total	500	100%